

Pneumatic hand test pump Model CPP10-H

WIKA data sheet CT 91.10

Applications

- Simple test pressure generation on-site, in the laboratory or in the workshop
- Supply of small positive or negative pressures
- Specifically for testing, adjustment and calibration of low-pressure measuring instruments in the areas of: heating, ventilation and air-conditioning technology, cleanroom engineering, medical engineering and filtration and dust removal technology

Special features

- Pneumatic pressure generation from -0.85 ... +10 bar [-25 inHg ... +145 psi]
- Switchable pressure/vacuum generation
- Precise adjustment through the fine adjustment valve
- Simple and ergonomic handling
- Compact dimensions and low weight

Description

Hand test pumps serve as pressure generators for the testing, adjustment and calibration of mechanical and electronic pressure measuring instruments through comparative measurements. These pressure tests can take place in the laboratory or workshop, or on-site at the measuring location.

If a instrument to be tested and a sufficiently accurate reference measuring instrument are connects to the hand test pump, on actuating the pump, the same pressure will act on both measuring instruments. By comparison of the two measured values at any given pressure value, a check of the accuracy and/or adjustment of the pressure measuring instrument under test can be carried out. In order to approach the measuring points exactly, the hand test pump features a fine adjustment valve.



Pneumatic hand test pump model CPP10-H

The CPP10-H is a pneumatic hand test pump for low-pressure ranges up to 10 bar [145 psi], with switching to vacuum generation down to -0.85 bar [-25 inHg]. The maximum pressure or vacuum achievable is dependent upon the connected test volume.

Through the smooth pressure generation and the integrated fine adjustment valve, very small positive or negative pressures in the mbar range can be set safely and precisely.

Via a T-connector with a hose connection, the test item and the reference measuring instrument can be easily connected.


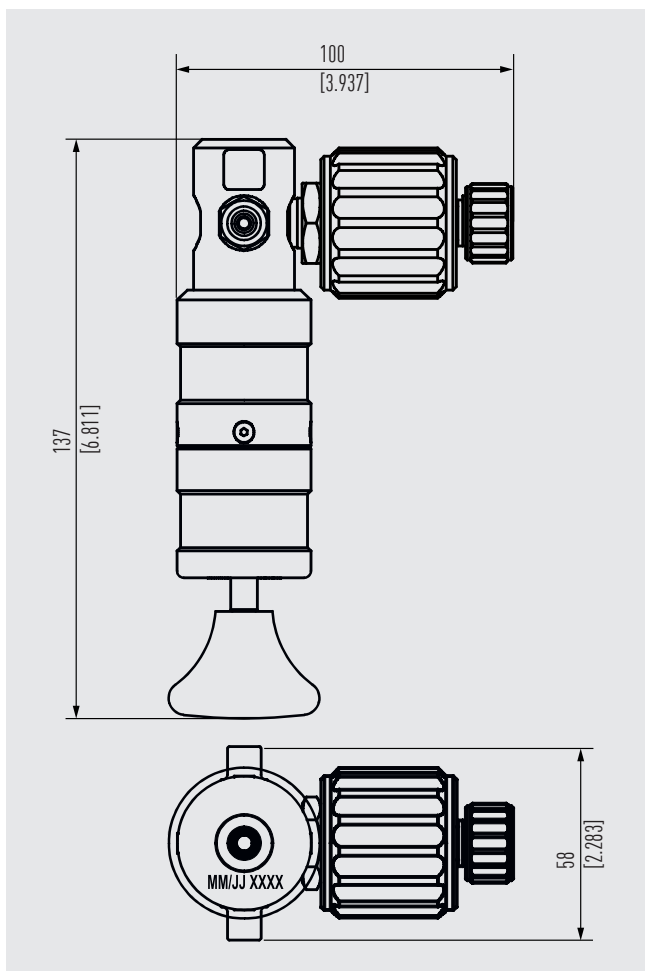
Specifications

Basic information	
Pressure range	
Pressure generation	0 ... 10 bar [0 ... 145 psi]
Vacuum generation	-0.85 ... 0 bar [-25 inHg ... 0 psi]
Pressure transmission medium	Ambient air
Pressure connections	
Connector for T-connector	G 1/8, female thread, at the pump body
T-connector	For the connection of hose connection adapter G 1/8, male thread, to 4 mm quick connector
For reference pressure measuring instrument	G 1/8, female thread, to G 1/2, female thread
For test item	G 1/8, female thread, to G 1/4, female thread
Volume per stroke	Approx. 0.038 cm ³
Setting of the test pressure	Fine adjustment valve

Hand test pump	
Material	
Connection adapters	Brass, nickel-plated
Sealings	<ul style="list-style-type: none"> ■ Anodised aluminium ■ Brass ■ ABS ■ NBR 70 Shore
Dimensions (L x W x H)	
Without T-connector	170 x 100 x 55 mm [6.69 x 3.94 x 2.17 in]
With T-connector	170 x 125 x 55 mm [6.69 x 4.92 x 2.17 in]
Weight	
Without T-connector	675 g [1.49 lbs]
With T-connector	709 g [1.56 lbs]

Operating conditions	
Usage temperature / Operating temperature	18 ... 28 °C [64 ... 82 °F]
Ambient temperature range	-10 ... +50 °C [14 ... 122 °F]
Storage temperature range	-10 ... +50 °C [14 ... 122 °F]
Permissible media	Ambient air

Dimensions in mm [in]



- ① Fine adjustment valve
- ② Pressure relief valve
- ③ Pump body
- ④ Push rod for pressure/vacuum generation
- ⑤ Connection hose; length 0.5 m [1.64 ft]
- ⑥ Pressure adapters for reference pressure measuring instrument and test item (can be freely selected)
- ⑦ Hose connection adapter G 1/8, male thread, to 4 mm quick connector
- ⑧ T-connector, 2 x G 1/8, female thread, to G 1/8, male thread
- ⑨ Switching valve pressure/vacuum generation

Recommended reference pressure measuring instruments



Precision digital pressure gauge model CPG1500

Measuring ranges: 0 ... 10,000 bar [0 ... 150,000 psi]
Accuracy: down to 0.025 % FS

→ For further specifications, see data sheet CT 10.51



Hand-held pressure indicator model CPH6200

Measuring ranges: 0 ... 1,000 bar [0 ... 14,500 psi]
Accuracy: down to 0.1 % FS

→ For further specifications, see data sheet CT 11.01



Hand-held pressure indicator model CPH6300

Measuring ranges: 0 ... 1,000 bar [0 ... 14,500 psi]
Accuracy: down to 0.1 % FS

→ For further specifications, see data sheet CT 12.01



Pressure calibrator model CPH6000

Measuring ranges: -1 ... 6,000 bar [-14.5 ... 87,000 psi]
Accuracy: down to 0.025 % FS

→ For further specifications, see data sheet CT 15.01

Calibration software



WIKA-Cal calibration software

For creating calibration certificates or logger protocols
Only in combination with a reference pressure measuring instrument






→ For further specifications, see data sheet CT 95.10

Calibration case

Consisting of:

- Plastic service case with foam insert
- Pneumatic hand test pump model CPP10-H
- For standard accessories, see scope of delivery

Accessories

Description		Order code
		CPP-A-E-
	Plastic case Incl. foam insert with free spaces for model CPP10-H Dimensions (W x H x D): 350 x 265 x 85 mm [13.78 x 10.53 x 3.35 in]	-0-
	Hose connection adapters G 1/8, male thread, to 4 mm hose connection	-1-
	T-connector 2 x G 1/8, female thread, to G 1/8, male thread Material: Brass	-2-
	Connection adapters G 1/8, female thread, to G 1/2, female thread Material: Stainless steel	-3-
	G 1/8, female thread, to G 1/4, female thread Material: Stainless steel	-4-
	G 1/8, female thread, to 1/2 NPT, female thread Material: Stainless steel	-6-
	G 1/8, female thread, to 1/4 NPT, female thread Material: Stainless steel	-7-
	Spare hose Length 0.5 m [1.64 ft] Material: Polyurethane TPE-U (PU)	-5-
1. Order code: CPP-A-E- 2. Option:		↓ []

Scope of delivery

- Pneumatic hand test pump model CPP10-H
- T-connector
- 4 x hose connection adapters
- 2 x connection hoses; each 0.5 m long [1.64 ft]
- Selectable connection adapter (G ½, G ¼, ½ NPT or ¼ NPT)
- PTFE sealing tape

Ordering information

CPP10-H / Standard connection adapter / Additional connection adapter / Case / Further approvals / Additional ordering information

© 04/2023 WIKA Alexander Wiegand SE & Co. KG, all rights reserved.
The specifications given in this document represent the state of engineering at the time of publishing.
We reserve the right to make modifications to the specifications and materials.

